

SWE 25UF

MINI-SIZED EXCAVATOR



SUNWARD INTELLIGENT EQUIPMENT CO.,LTD.

Add: Sunward Intelligent Industrial Park, Xingsha, Changsha, 410100, China.
Tel: (0086-731) 83572 828 E-mail: international@sunward.com.cn
Web: www.sunward.com.cn

SUNWARD EUROPE HEAVY INDUSTRY N.V

Add:Nijvenheidsark 3,3580
Beringen,Belgium
Tel:(0032-011)434666
E_mail:eu@sunward.cc

Please read the manual book and maintenance book before operation, changes are periodically added to the information, and Sunward may change the products or services described in this book at any time without announcement. All rights of this manual book reserve to Sunward. SUNWARD Internal Use Only

SWE 2019-1

Engine netpower:14.6kW
Machine weight:2650kg



Outstanding performance

Powered by T4F and Stage 5 Yanmar engine and equipped with excellent hydraulic system and elements; coordinated and smooth compound movement of boom, bucket rod, bucket and slewing, which deeply impressed the users among products of the same tonnage.

**Electro-hydraulic
proportional lever controls
the flow (optional)**

Yanmar engine
With low noise and vibration, it is popular among compact equipment and it is easy to maintain the main components.



Easy to transport



**Superior performance,
powerfull engine,
confortable interior**

Configuration	Standard	Optional
Cab	●	
Canopy		●
Right proportional Joystick		●
Breaker pipes	●	
Auxiliary pipes	●	●
Hydraulic quick hitch pipes		●





Comfort operation environment

Wider space and wide view enabled by enlarged front windscreen and sunroof; in addition, the high-quality floating shock absorber seat, imitation leather interior on the top, radio, cup holder and reading light ensure a comfortable driving experience;

Safe driving space

Frame supported cab with Fops/Tops safety certificate; regular top protection rail ensures safe driving; hidden seat belt, safety hammer, pilot lock rod, slewing parking brake, traveling parking brake and start-up mechanism of engine at neutral gear;



Simple and easy switch control



Advanced monitor



■ List of display items

- Coolant temperature
- Fuel level
- Working hours
- Time
- Traveling mode
- Operating light
- Various indicator of the engine
- Overheat warning
- Oil pressure warning
- Charging indication
- Monitor working indicator



Easy service

The door and engine hood can be open completely for daily inspection and change of filter. The left lower service hole makes easier maintenance of multi-way valve without removing covering parts.



- | | | | |
|------------------------------|----------------------------------|---------------------------------|-------------------------------|
| A Air filter | D Electric fuel feed pump | G Fuel tank cap | J Oil return filter |
| B Oil-water separator | E Engine oil tank cap | H Battery switch | K Radiator tank cap |
| C Fuel filter | F Battery | I Hydraulic oil tank cap | L Auxiliary water tank |

LED working light



LED warning light



Steel protection cover



**Breaker and
Auxiliary pipes**




**Hydraulic quick
hitch pipes**



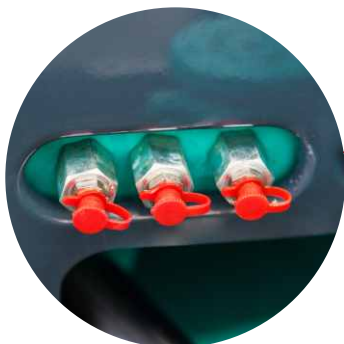
Cast aluminium pedal




Transport connector



Centralized greasing filling



Cast slew connector



Cylinder protection plate



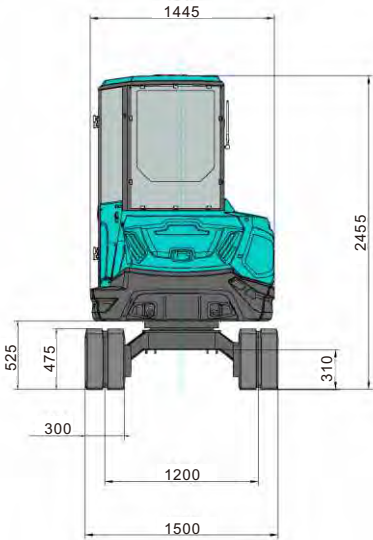
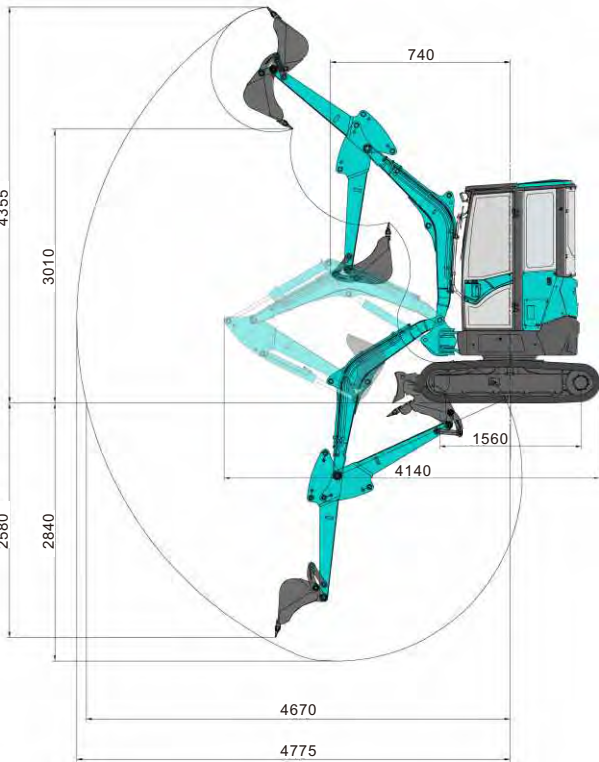
Equipment

The standard and optional equipment varies from country to country. For more information, please contact with us.

Engine		Cab	
Oil filter	●	AM/FM radio	●
Fuel filter	●	Cup holder	●
Oil-water separator	●	Suspension seat	●
Air filter	●	Heating system	●
Radiator	●	Engine safety start system	●
Alternator	●	Safety belt	●
Auxiliary water tank	●	FOPS/TOPS cab	●
Electronic fuel feed pump	●	FOPS/TOPS Canopy	○
Muffler	●	Windscreen washer and wiper	●
Hydraulic system		Left/right rearview mirror	●
Hydraulic pilot control rod	●	Lighter	●
Slewing parking brake system	●	Safety device of front windscreen	○
Traveling parking brake system	●	Front working devices	
Dual-speed traveling system	●	300 mm bucket	○
Auto traveling gear shifting system	●	485mm bucket	○
Electro-hydraulic proportional lever	○	580 mm bucket	●
Light		1000 mm bucket	○
Boom light	●	Breaker pipeling	●
Superstructure light	●	Auxiliary pipeling	●
Front cab light	●	Hydraulic quick hitch pipeline	●
Warning light	●	Track	
		300mm rubber track	●
		300mm steel track	○

● Standard equipment ○ Optional equipment

SWE25UF Technical Parameters			
Type of cab		cabin/canopy	
Bucket capacity,std.		m³	0.08
Bucket width		mm	580
Machine weight		kg	2650/2550
Dimensions	Overall length	mm	4140
	Overall height	mm	2455
	Overall width	mm	1500
	Ground clearance	mm	310
Engine	Brand	Yanmar	
	Model	3TNV80F-SPSU	
	Displacement	L	1.267
	Output	kW/rpm	14.6/2400
Working ranges	Max cutting height	mm	4355
	Max loading height	mm	3010
	Max digging depth	mm	2840
	Max vertical wall digging depth	mm	2580
	Max digging reach	mm	4775
	Boom swing angle (left/right)	°	65/50
	Front swing radius	mm	1980
	Tail swing radius	mm	765
	Max digging force (Arm)	kN	14
	Max digging force (Bucket)	kN	24
Track	Type	Rubber crawler	
	Track Width	mm	300
Undercarriage	Track Length	mm	1990
	Length to center of Rollers	mm	1560
	Lenhth to center of track	mm	1200
	Travelling speed(High/Low)	km/h	4.1/2.3
	Gradeability	deg	30
Swing speed		rpm	8.8
Ground pressure		kpa	25.1
Dozer size	Width	mm	1500
	Height	mm	325
	Lifting capacity (Height/Depth)	mm	330/320
Hydraulic pumps	Type	2 variable plunger pump,1Gear pump	
	Displacement	L/min	2*28.8+19.2+6.5
	Hydraulic pressure	Mpa	2*21.5+18
Fuel tank capacity		L	26
Hydraulic oil tank capacity		L	24



Load Capacity:

Lift Point Height	Lift Point Radius(MAX)		Lift Point Radius(3.0m)		Lift Point Radius(2.0m)	
	Over-front(kg)	Over-side(kg)	Over-front(kg)	Over-side(kg)	Over-front(kg)	Over-side(kg)
3.0m	469.00*	404.3	469.00*	404.30	-	-
1.5m	540.80*	288.8	572.60*	420.80	-	-
0m	612.60*	176.4	813.60*	358.90	1292.20*	598.20
—1.0m	679.60*	363.1	679.60*	375.4	1005.00*	573.50



Notes :
1、 Load with * is limited by hydraulic capacity and based on ISO 10567. Rated loads do not exceed 87% of hydraulic capacity.
2、 Load without * is limited by tipping load and based on ISO 10567. Rated loads do not exceed 75% of tipping capacity.
3、 The excavator bucket, hook, sling and other lifting accessories are not included in this table.